

# States Of Modern

## 2015 Block Of The Week: Vermont






### Cutting:

Dark Blue:	1 ea.	9 1/2" X 2 1/2"
	2 ea.	2 1/2" X 5 1/2"
	1 ea.	9 1/2" X 2"
Red:	1 ea.	9 1/2" X 1"
Green:	1 ea.	5 1/2" X 5 1/2"

Prep for Applique: Gold Large Triangle, Light Blue Small Triangle, Brown Trunk and Green Tree.

### Assembly:

1. Applique the Tree, Trunk and light blue triangle to the gold triangle as shown at right. Be sure to allow for seam allowances at the tree sides! Also note that the top of the tree falls way below the top seam.
2. Applique the gold triangle to green square as shown. Unit should measure 5 1/2".
3. Stitch dark blue 2 1/2" X 5 1/2" rectangles to sides of unit.
4. Add red strip to bottom.
5. Add the 9 1/2" X 2 1/2" dark blue strip to top of block and the 9 1/2" X 2" strip to the bottom to complete block. Block should measure 9 1/2" X 9 1/2".



Brown Trunk

Dark Green  
Triangle  
(Tree)

Light  
Blue Triangle

