


States Of Modern

2015 Block Of The Week:

Pennsylvania



Cutting:

Dark Blue:	A	2 ea.	9 1/2" X 3 1/2"
	B	2 ea.	1 1/2" X 3 1/2"
Gold:	B	1 ea.	1 1/2" X 3 1/2"
Brown	B	4 ea.	1 1/2" X 3 1/2"
Red:	B	2 ea.	1 1/2" X 3 1/2"




Assembly:

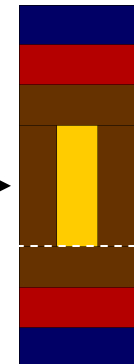
1. Stitch a red B and dark blue B together along long edge. Add a brown B to the long red edge to make a Rail Fence Unit. Make 2. Unit should measure 3 1/2" X 3 1/2".
2. Add a brown B to a gold B along long edge. Add another brown B to opposite gold long edge to make the Center Rail Fence unit. Unit should measure 3 1/2" X 3 1/2".
3. Stitch the brown edge of a step 1 Rail Fence Unit to top of the Center Rail Fence unit, matching orientation as shown. Add the second Rail Fence unit to the opposite side of the Center as shown, brown edge to bottom of center. Unit should now measure 9 1/2" X 3 1/2".
4. Complete the block by adding the dark blue A strips to the sides. Block should measure 9 1/2" X 9 1/2".



1. Make 2



2. Make 1



3. Center section.
Make 1

