

# States Of Modern

## 2015 Block Of The Week:

### OHIO

#### Cutting:

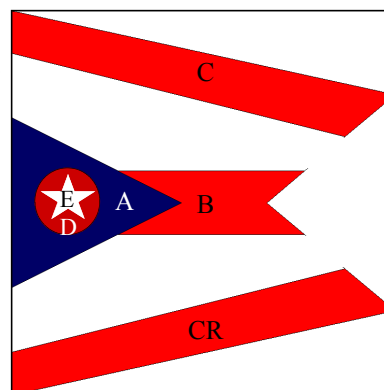

1 ea. 9 1/2" X 9 1/2" Back-ground

#### Prep for Applique:


1 ea.	A	Dark Blue
1 ea.	B	Red
1 and 1 reversed	C	Red
1 ea.	D	Red
1 ea.	E	White

#### Assembly:

1. Following Block Diagram at right, position appliques on block and stitch down.




1 and 1 R of  
Red  
**C**



To ensure applique are correct  
size this box should measure  
1" when printed

1 of Dark Blue  
**A**



1 of Red  
**B**

