

States Of Modern

2015 Block Of The Week: North Carolina

Cutting:

Dark Blue:

2 ea. A 2 1/2" X 3 1/2"

1 ea. D 2 1/2" X 2 1/2"

Gold:

2 ea. C 2 1/2" X 1"

Red:

1 ea. B 7 1/2" X 5"

White:



1 ea. B 7 1/2" X 5"

Prep for Applique: (White)


Star Template Below

Assembly:

1. Applique your favorite way the Star, centered, to dark blue square D.
2. Stitch a gold C to top and bottom of the step 1 unit.
3. Next add a Dark Blue D to top and bottom of that unit as shown.
4. Stitch red and white Bs together along long edge. Add this to step 2 unit to complete block. Block should measure 9 1/2" X 9 1/2"




1. Applique Star



2. Add Gold Strips



3. Add Dark Blue



4. Stitch Red and White

