

2015 LynBrown.com Mystery

Solitaire: Clue 1

Cutting:





Background (White): *From Length of Fabric (parallel to selvage)
Cut one 9 1/2" X 65" and one 10 1/2" X 49". Set aside. Use remaining fabric for cutting pieces listed in Clues for Background.*

Background (White): 4 ea. A 6 1/2" X 12 1/2"
4 ea. B 6 1/2" Square

Dark (Red): *From Width of fabric, cut 9 ea. 2 1/2" strips for Binding. Then cut from Length of Fabric (parallel to selvage)
Cut one 27" X 77". Set these aside. Use remaining fabric for cutting pieces listed in Clues for Dark.*

Dark (Red): 4 ea. B 6 1/2" Square
2 ea. C 6 7/8" Square
(Cut On One Diagonal Only)

Bright (Gold): 1 ea. F 9" Square



Square In A Square Assembly:

1. After cutting the Dark Cs on one diagonal only, Center one of the resulting triangles on one side of the Bright F square and stitch. Center another Dark triangle on the opposite side of the Bright square and stitch.
2. Complete the Square in a Square by centering and stitching the remaining Dark Cs on the two remaining sides of the Bright F Square. Unit should measure 12 1/2".

TriPatch Units Assembly:

1. Stitch a Dark B and a Background B together. Make 4.
2. Stitch a Background A to the Left side of the Step 1 unit as shown (Watch Orientation). Make 4. Unit should measure 12 1/2" X 12 1/2".

*Check back at the LynBrown Craftsy Store For
The Second Solitaire Clue Monday, August 10, 2015*

