

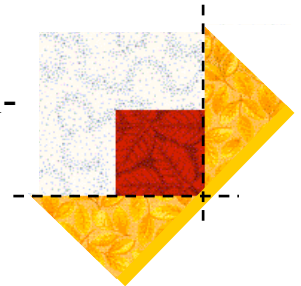
Solitaire: Clue 4

Cutting:


Medium: F 2 ea. 12 7/8" Square Cut On **One** Diagonal
Background: C 4 ea. 6 7/8" Square Cut On **One** Diagonal
Bright: D 2 ea. 13 1/4" Square Cut On Both Diagonals

Assembly:


1. Add the bright triangles, centered, D to adjacent sides (Match orientation to shown at right) of the TriPatch units from Clue 1. Press to bright. Make 4.
2. Add background triangles C to step 1 unit as shown.
3. Add medium F triangles, centered as shown, to complete the unit. Unit should measure 18 1/2". Make 4.
4. Stitch a bright and background Flying Geese block from Clue 2 to an Hourglass Block from Clue 3, watching orientation as at right. Unit should measure 12 1/2" X 18 1/2". Make 4.




1. Add Bright Triangles



2. Add Background Triangles



3. Add Medium Triangles.



4. Make 4