

States Of Modern

2015 Block Of The Week: Michigan

Cutting:

Dark Blue:

2 ea. 2 1/2" X 9 1/2"

2 ea. 2 1/2" X 5 1/2"

Brown:

2 ea. 1 1/2" X 5 1/2"

Red:

1 ea. 1 1/2" X 3 1/2"

Gold:

1 ea. 1 1/2" X 3 1/2"

White:


1 ea. 1 1/2" X 3 1/2"

Light Blue:

2 ea. 1 1/2" X 3 1/2"

Assembly:


1. Stitch a light blue and a gold together along long edge. Add another light blue to the opposite side of gold strip to make a Rail Fence type block measuring 3 1/2" x 3 1/2".
2. Add a red strip to the top of the step 1 unit and a white strip to the bottom.
3. Next add a brown strip to both the left and the right side of the block. Unit should measure 5 1/2" X 5 1/2".
4. Stitch the 2 1/2" x 5 1/2" dark blue patches to the top and bottom of the square.
5. Complete the block by adding the 2 1/2" x 9 1/2" dark blue strips to the left and right sides. Completed block should measure 9 1/2" x 9 1/2".




Step 1




Step 2



Step 3



Step 4



5. Completed Block

