


# States Of Modern

## 2015 Block Of The Week: Maryland

### The Crossland Family Crest



#### Cutting:

White 2 ea. 5" Square

Red 2 ea. 5" Square

Prep For Applique Your Favorite Way:

2 Red and 2 White Template A

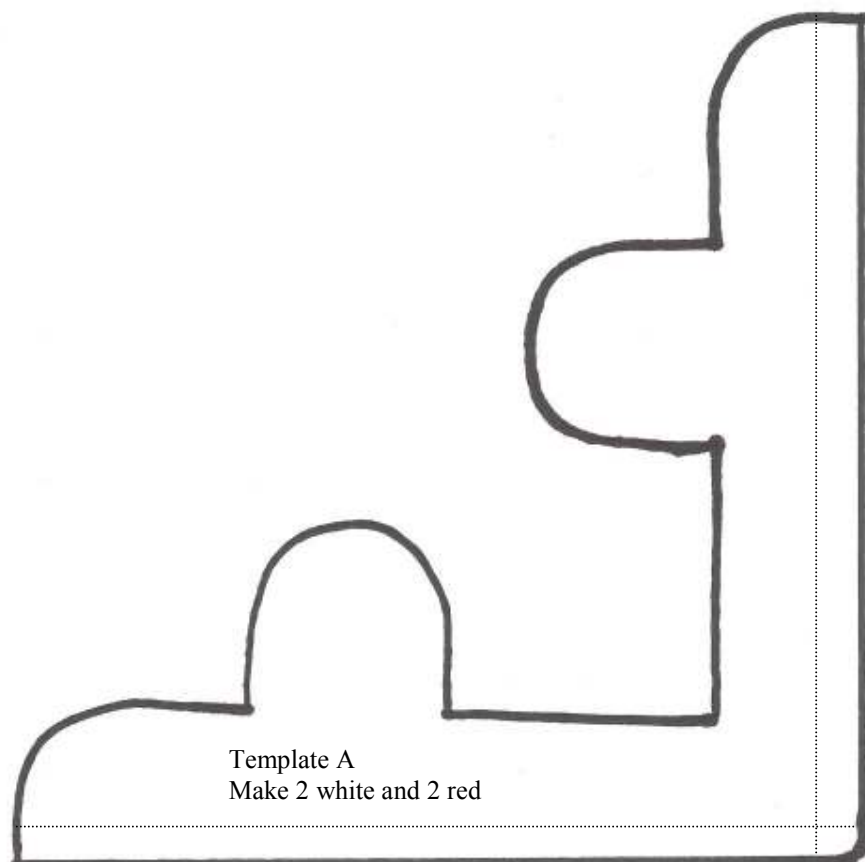

#### Prep For Applique Your Favorite Way:

*(I use HeatNBond lite to fuse and a small, narrow zig zag to machine applique)*

2 Red and 2 White Template A (Template given for Fusible Applique, add seam allowance for hand applique)

#### Assembly:

1. Applique Template A Reds to White squares along one edge. Also applique Template A Whites to Red squares.
2. Stitch the appliquéd squares together in to a 4-Patch as shown.
3. Block should measure 9 1/2" X 9 1/2".



Template A  
Make 2 white and 2 red



MAKE A GREAT QUILT!

© 2015 Lyn Brown  
LynBrown.com  
5/21/15