

# States of Modern: Iowa


I think of Iowa, I think of agriculture. So our modern Iowa block mixes little bit of the Iowa flag and my modern, minimalist interpretation of an Iowa cornfield.

## Cutting:

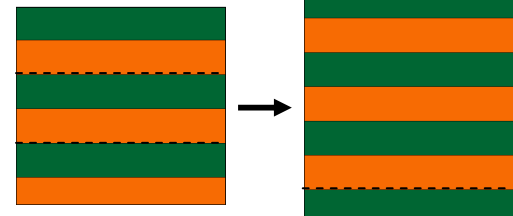
Red:	1 ea.	2" x 9 1/2" strip
Blue:	1 ea.	2" x 9 1/2" strip
Green:	4 ea.	1 1/2" x 6 1/2" strips
Gold:	3 ea.	1 1/2" x 6 1/2" strips
White:	2 ea.	1 1/2" x 6 1/2" strips

## Assembly:

1. Stitch together three pairs of strips (one green, one gold) along their long edge as shown.
2. Stitch the green-gold units together into a single unit with the strips alternating green-gold-green-gold-green-gold. Add a final green strip to the gold edge as shown.
3. Add a white strip to the top and bottom of the green-gold unit from step 2 as shown. Unit should measure 6 1/2" X 9 1/2".
4. Add the blue strip to left-hand side and the red strip to the right hand side as shown to complete your block. Completed block should measure 9 1/2 x 9 1/2".




Step 1.



Step 2.



Step 3.



Step 4.

