

States Of Modern

2015 Block Of The Week

Week 12 Idaho

Cutting:


Dark Blue:	1 ea.	A	7 1/2" X 7 1/2"
Gold:	2 ea.	B	1 1/2" X 7 1/2"
	2 ea.	C	1 1/2" X 9 1/2"

Applique your favorite way:



Green: Circle Template given for fusible appliqué.
 Red: Mountain Template given for fusible appliqué.
 Add seam allowance for hand appliqué.
 Applique Circle Centered, to dark blue square.
 Applique Mountain to bottom of dark blue square as shown.

Block Assembly:

1. Stitch the gold Bs to the sides of the dark blue square (already appliquéd).
2. Add a gold C to top and bottom as shown to complete the block. Block should measure 9 1/2" X 9 1/2".



Step 1.



Step 2.



Mountain (Red)

