

States Of Modern

2015 Block Of The Week

Week 10 Georgia


Cutting:

Dark Blue:	2 ea.	A	6 1/2" X 4 1/2"
Red:	1 ea.	B	3 1/2" X 5 1/2"
	1 ea.	C	3 1/2" X 9 1/2"
White:	1 ea.	B	3 1/2" X 5 1/2"

Applique your favorite way:

White: Circle Template given for fusible appliqué. Add seam allowance for hand appliqué.

Applique Circle to dark blue A Rectangle.




Block Assembly:


1. Stitch the red A and the white A together along long edge.
2. Add the dark blue rectangle (already appliquéd with the white circle) to the left side (with the red on top) as shown.
3. Add the red C at the bottom to complete. Block should measure 9 1/2" X 9 1/2".



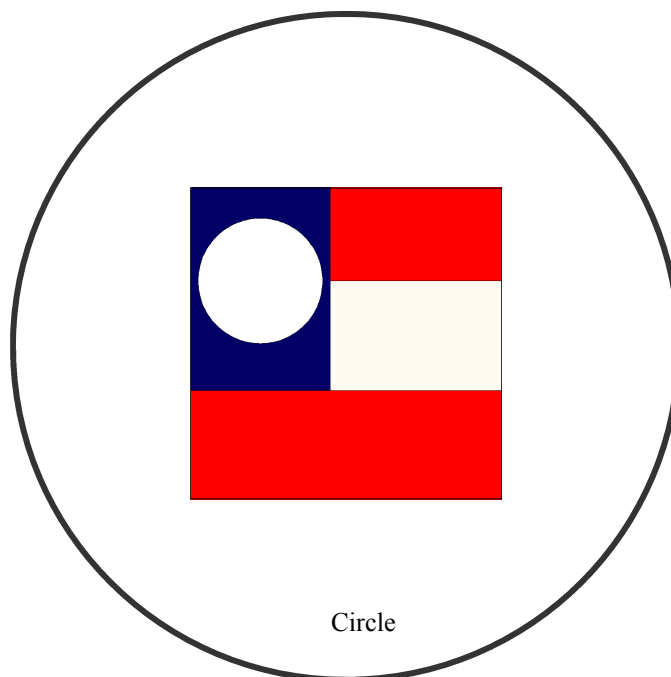
Step 1.



Step 2.



Step 3.



Circle

