

# States Of Modern

## 2015 Block Of The Week


### Week 8 Delaware

#### Cutting:

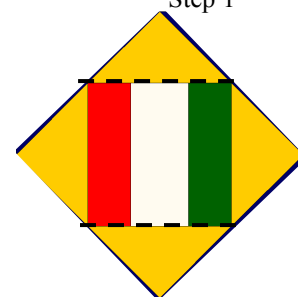

Dark Blue:	2 ea.	A	5 1/2" X 5 1/2"
Gold:	1 ea.	B	5 3/4" X 5 3/4"
Green:	1 ea.	C	2" X 5"
White:	1 ea.	C	2" X 5"
Red:	1 ea.	C	2" X 5"

#### Block Assembly:

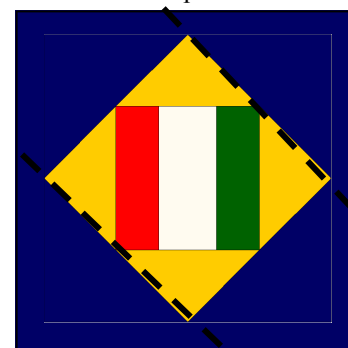

1. Stitch a red C and a white C together along long edge. Add a green C to opposite side of white C as shown. Should measure 5" X 5".
2. Starch the gold and dark blue squares. Cut the gold B on both diagonals. Cut the **dark blue As on just one diagonal**.
3. Stitch gold triangles, centered, to opposite sides of the Step 1 unit. Add the remaining gold triangles to the remaining sides
4. Stitch dark blue triangles, centered, to opposite sides of the Step 4 unit. Add the remaining dark blue triangles to the remaining sides to complete block. Trim to 9 1/2" X 9 1/2".



Step 1



Step 3



Step 4

