

States Of Modern

2015 Block Of The Week

Week 4 Arkansas



Clean lines and clear colors
make this modern block sing.

Cutting:


Red:	2 ea.	5 1/2" Square Cut On One Diagonal
Blue:	2 ea.	5 1/2" x 1 1/4"
	2 ea.	6 7/8" x 1 1/4"
White:	1 ea.	5 1/2" Square

Block Assembly:


1. Add the 5 1/2" X 1 1/4" blue strips to opposites sides of white square.
2. Add the 6 7/8" X 1 1/4" blue strips to remaining side of white square. Should measure 7" square.
3. Add red triangles, matching centers, to opposite sides of the square.
4. Add red triangles, centered, to remaining sides of square. Trim block to 9 1/2".




1. Add 2 blue strips



2. Add 2 more blue strips



3. Add 2 red triangles



4. Complete block with final 2 red triangles



© 2015 Lyn Brown
LynBrown.com
1/29/14