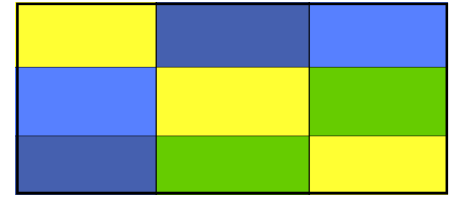


# Game On! Mystery Clue 4



## Cutting:

Color 2 Bright

24 ea. 6 7/8" Squares (Each Cut On One Diagonal)


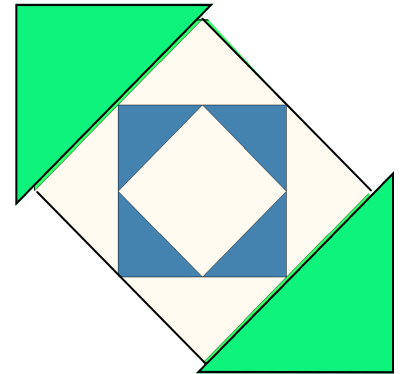
## Assembly:

1. Using the Clue Three, Part B Square In A Square unit, add a Color 2 Bright Triangle, centered, to opposite ends as shown. Make 12.
2. Complete this unit by adding Color 2 Bright Triangles, centered, to remaining sides of the Square In A Square Block. Unit should measure 12 1/2". Make 12.

.....

I had some questions on how to properly center a Triangle when adding to a square. Here is what I do...

*Fold the triangle in half wrong sides together along the long edge then place it so the fold is at the point of the square and the raw edges align. Open the triangle while holding it in place and pin. Then stitch in place and press toward the triangle.*



Next Clue Posted August 5, 2014

At [www.LynBrown.com](http://www.LynBrown.com)

And At My Craftsy Store

(<http://www.craftsy.com/user/1273426/pattern-store>)

