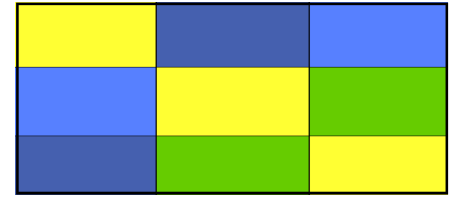


# Game On! Mystery Clue Two



## Cutting:

Color ONE Dark:

48 ea. 3 1/2" Squares

Background:

12 ea. 6 1/2" Squares

Color THREE Bright:

2 ea. 2 1/2" X Width of Fabric (WoF) Strip

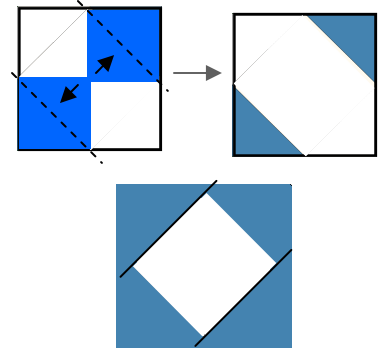
Color TWO Dark:

2 ea. 2 1/2" X Width of Fabric (WoF) Strip

## Assembly:

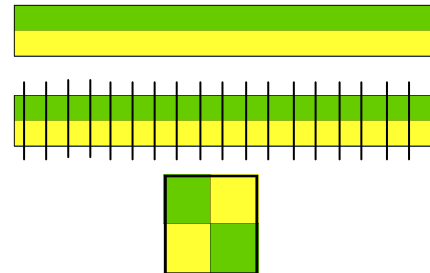
### Part A

1. Snowball, using a Diagonal Seam as shown, a Color ONE Dark Onto two opposite corners of a Background Square. Make 12. Trim away excess. Press out.
2. Snowball a Color ONE Dark onto the remaining corners of the Background squares to make 12 Square In A Square units. Note Seam allowance all around. Trim away excess. Press out. Unit should measure 6 1/2". Make 12.



### Part B

1. Stitch together a Color TWO Dark Strip with a Color THREE Bright Strip as shown. Make 2 Strip Sets.
2. Cut Step 1 Strip Sets into 2 1/2" units. Cut 26 Units.
3. Using the Step 2 units, make 4-Patches as shown. Make 13 ea. 4-Patches. 4-Patches should measure 4 1/2".



Next Clue Posted July 22, 2014 At [www.LynBrown.com](http://www.LynBrown.com)  
And At My Craftsy Store  
(<http://www.craftsy.com/user/1273426/pattern-store>)

