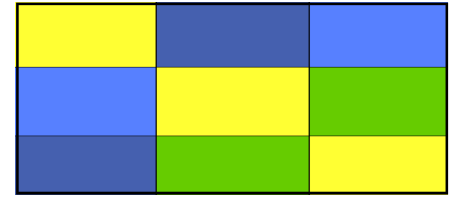


Game On! Mystery



Clue One

Cutting:

Color Two Dark:

4 ea. 2 1/2" X Width of Fabric (WoF) Strip

Background:

8 ea. 2 1/2" X Width of Fabric (WoF) Strip

Color Three Bright:

4 ea. 2 1/2" X Width of Fabric (WoF) Strip

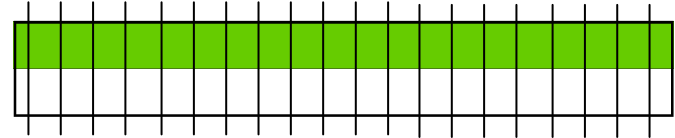
Assembly:

Part A


1. Stitch together a Color Two Dark Strip with a Background Strip as shown. Make 4 Strip Sets.
2. Cut Step 1 Strip Sets into 2 1/2" units. Cut 52 Units.
3. Using the Step 2 units, make 4-Patches as shown. Make 26 4-Patches. Patches should measure 4 1/2".



A1. Make 4 Strip Sets



A2. Cut 52 ea. 2 1/2" Units




A3. Make 26

4-

Part B

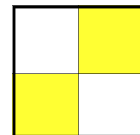
1. Stitch together a Color Three Bright Strip with a Background Strip as shown. Make 4 Strip Sets.
2. Cut Step 1 Strip Sets into 2 1/2" units. Cut 52 Units.
3. Using the Step 2 units, make 4-Patches as shown. Make 26 4-Patches. 4-Patches should measure 4 1/2".



B1. Make 4 Strip Sets



B2. Cut 52 ea. 2 1/2" Units



B3. Make 26



Next Clue Posted July 15, 2014 At www.LynBrown.com

And At My Craftsy Store

(<http://www.craftsy.com/user/1273426/pattern-store>)

