

Mid Century Modern Sampler

Block 12 Swinging Spools (12 1/2" X 9 1/2")

Cut Background 13 X 10".

Prep for Applique:

2 ea. Color 1 Template (A)

1 ea. Color 2 Template (B)

2 ea. Color 2 Template (C)

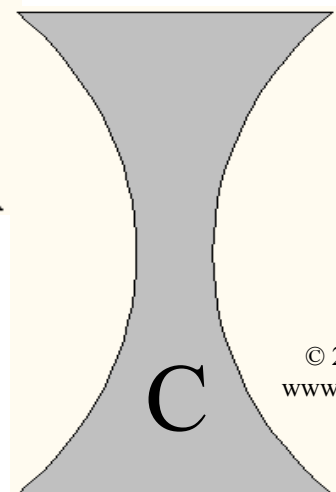

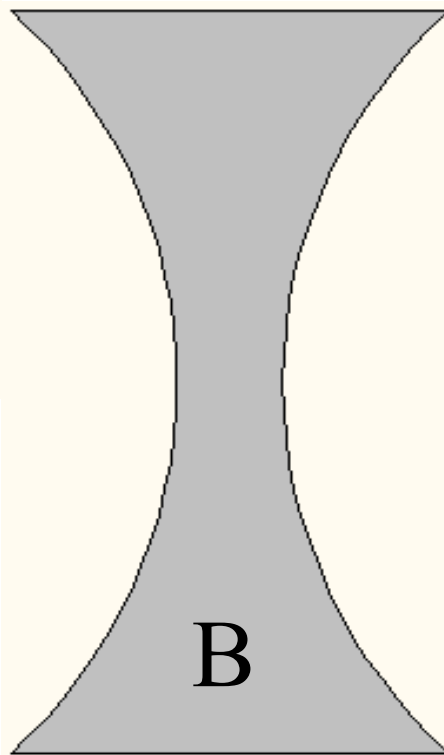
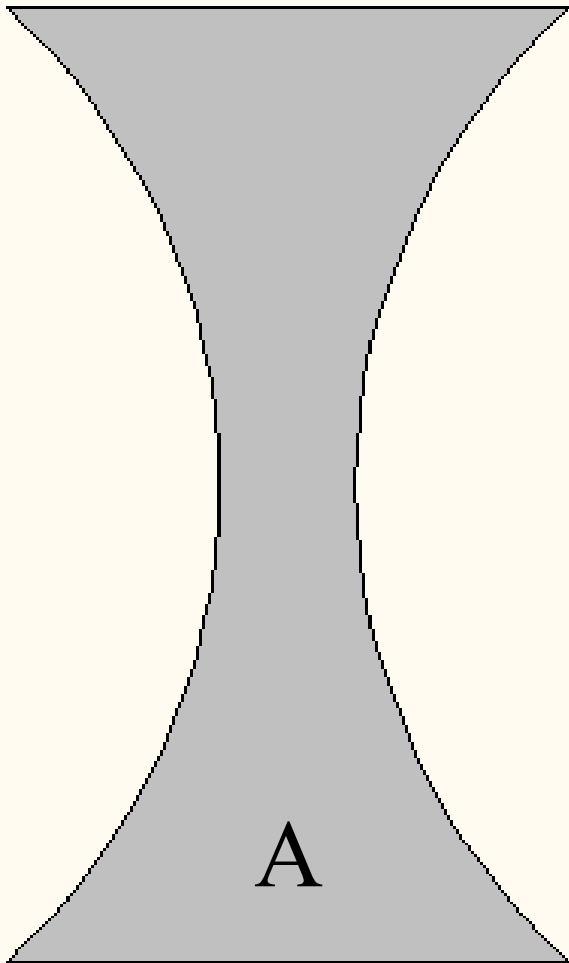


Assembly:

1. Position the Color 1 Template (B) centered on the block. Position the two Color 1 Template (A) above and to the left as well as below and to the right as shown. Note that the bottom of the left template is in line with the top of the Right Template.

2. Add a Color 2 Template (c) to the left and below as well as one to the right and above as shown.

3. Applique all pieces in place.



MAKE A GREAT QUILT!

WWW.LYNBROWN.COM

© 2014 Lyn Brown
www.LynBrown.com
5/3/14