


# Mid Century Modern Sampler

**Block 10** San Onofre Atomic Energy (12 1/2" X 12 1/2")






This block is much easier than it first appears. Just trace the hollow Oval four times to your fusible along with the solid Circles below (trace two of the smallest ones.)

Fuse two Color 1 Ovals and two Color 2 Ovals. The biggest circle is from Dark and the rest are the Light, Cut your Background 13" square. Fold in half both ways and along each diagonal as guides.


Position the Ovals using the guides and following block diagram, then add your center large Circle and let the smaller ones be in orbit around the center!

Trim block to 12 1/2" after appliqué is complete.

Hollow Oval Template



Solid Circle Templates



MAKE A GREAT QUILT!

WWW.LYNBROWN.COM

© 2014 Lyn Brown  
www.LynBrown.com  
4/19/14