


# Mid Century Modern Sampler Block 7 - Yorba Linda Citrus Leaves 9" X 12" Finished



## Cutting:

Background: Cut 10" x 13"

Prep for appliqué: 15 Leaves (Template Given):

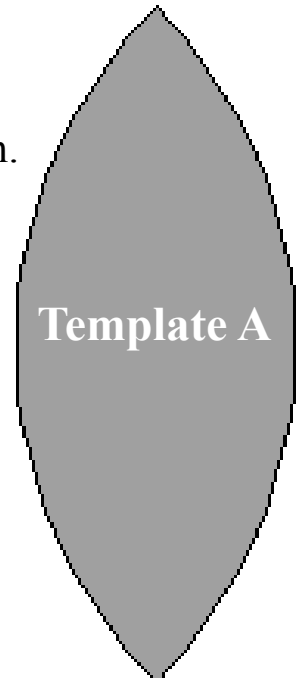
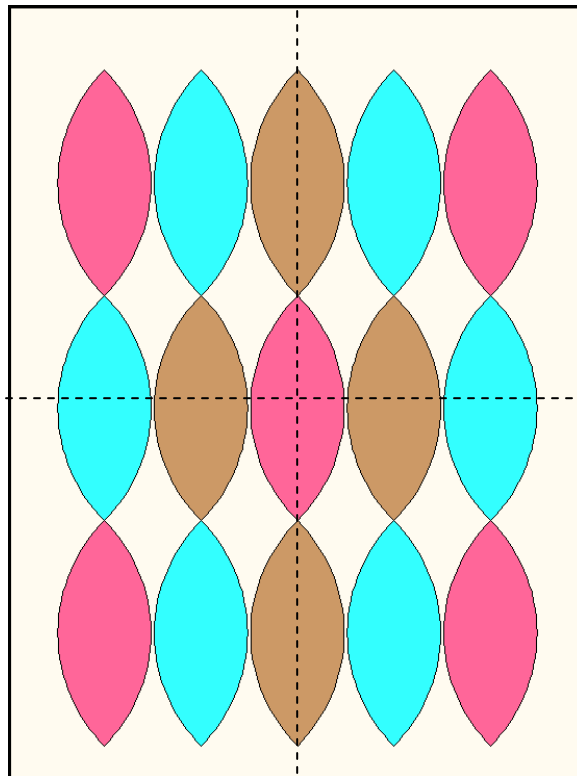
6 of Color 1

5 of Color 2

4 of Dark

## Assembly:

1. Fold background in half both ways to find center.
2. Place a Color 2 leaf lengthwise in the center of the block.
3. Following diagram, place the rest of leaves so they just barely touch.
4. Stitch leaves in place.
5. Trim Block to 9 1/2" x 12 1/2" keeping motifs centered.



Template A Should Measure  
3 1/2" X 1 1/2"



MAKE A GREAT QUILT!

WWW.LYNBROWN.COM