

Autumn Leaves

(About 65" X 85") Based on a Swap of 40 ea. 10" Squares

Cutting:

From Swap Squares... Cut 35 ea. 10" squares into 2 ea. 5" X 9 1/2" rectangles.
(Reserve some squares for stems if desired.)

From Light Blue (3 1/2 yards) Cut 280 ea. 2" squares (From 14 ea. 2" WoF Strips)

140 ea. 1 1/2" X 2 1/2" A rectangles (from 6 ea. 2 1/2" WoF strips)

35 ea. 1 1/2" X 10 1/2" C rectangles (From 2 ea. 10 1/2" WoF Strips)

48 ea. 1 1/2" x 10 1/2" Sashing rectangles (From 3 ea. 10 1/2" WoF Strips)

7 ea. WoF Strips for Inner Border.

From Dark Blue (1/8 yd) Cut 48 ea. 1 1/2" Squares (From 2 ea. 1 1/2" WoF Strips)

From Stem/Inner Border/Binding (1 1/4 yard) 70 ea 1 1/2" x 1" B rectangles.

Cut these from 2 ea leftover 10" squares by cutting 1" strips (10) from each square

OR From yardage, cut 2 ea. 1 1/2" WoF strips into 70 total 1" x 1 1/2" B rectangles.

For Inner Border/Binding: 16 ea. 2 1/2" WoF Strips (Inner Border AND Binding)

From Outer Border: (2 yards) 8 ea. 4 ea. Length of Fabric Strips

Assembly:

1. Press the 2" light blue squares on one diagonal as a guide. Snowball each corner of the 5" X 9 1/2" rectangles with the 2" light blue squares by placing the square, open, right sides together, in a corner of the rectangle and stitching along the pressed diagonal as shown at right. Make 70.

3. Stitch a B to an A. Add another A to the opposite side of that unit. Make 70.

4. Add a step 3 unit to one end of a step 2 unit. Make 70.

5. Stitch a step 4 unit to both long sides of a C rectangle. Make 35 ea. 10 1/2" unfinished blocks.

6. Following the Sashing instructions offered on www.LynBrown.com, add light blue Sashing and dark blue cornerstones to the squares to complete the quilt center.



7. Add First Light Blue Border of 2" Strips.

8. Add Inner Border using 2 1/2" Strips.

9. Add Outer Border using 6" Strips.

10. Quilt as desired.

11. Bind with 2 1/2" strips.




Snowball Corners—Make 70



Stem Unit— Make 70



Add Stem to Leaf—Make 70



Stitch 2 leaves together with C between Make 35



WoF = Width Of Fabric
Selvage to Selvage