


Sew Spangled Mystery Quilt

From LynBrown.com


Sew Spangled Mystery Quilt **Clue 8 The Blocks**

Star Block Assembly:

1. Add a Clue 1 Rail Fence to two opposite sides of the Clue 7 Star Block. Make 13.
2. Add a Clue 6 Pinwheel Bar to the remaining sides to complete the star block. Repeat to make 13 Sew Spangled Star Blocks.




Make 13



Make 13

Pinwheel Block Assembly:

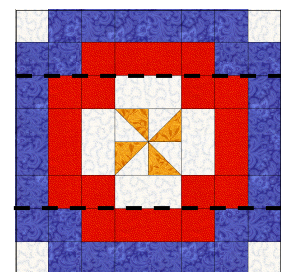
1. Add a Clue 3 Long Rail to two opposite sides of a Clue 6 Pinwheel Block. Make 12.
2. Add a Clue 5 Three Patch to the two short ends of the remaining Clue 3 Long Rails. Make 24.
3. Add the Step 2 units to the remaining sides of the Pinwheel block to make the Sew Spangled Pinwheel Block. Repeat to make 12 Sew Spangled Pinwheel Blocks.



Make 12



Make 12



Make 12

**Check back at www.LynBrown.com
next Tuesday Sept 3 for the
Final Clue of the
*Sew Spangled Mystery.***

Like LynBrown.com On Facebook to see future free patterns.