

Sew Spangled Mystery Quilt

From LynBrown.com

Sew Spangled Mystery Quilt **Clue 7** **STARS!**

Cutting:

Color 1: 4 ea. 2 3/8" squares (SKY)

Background: 1 ea. 4 1/4" square (GEESE)

Following instructions from Clue 4, make one more set of Flying Geese (4 more for a total of 52) (Fooled Ya!)


Also Cut:

Background: 3 ea. 2" Width of Fabric Strips,
SubCut 52 ea. 2" Squares


Color One: 2 ea. 3 1/2" WoF Strips.
SubCut 13 ea. 3 1/2" Squares

Assembly:


1. Add a Background 2" Square to both short sides of a Flying Geese Block. Make 26.
2. Add a Flying Geese Block to two opposite sides of a Color One Square watching orientation as shown. Make 13.
3. Add a Step 1 Unit to both long sides of a Step 2 Unit watching orientation as shown. Make 13 ea. 6 1/2" square Star Blocks.



Make 26



Make 13



Make 13

Check back at www.LynBrown.com

next Tuesday August 27 for the

Eighth Clue of the

Sew Spangled Mystery.

Like LynBrown.com On Facebook to see future free patterns.