

Sew Spangled Mystery Quilt

From LynBrown.com


Sew Spangled Mystery Quilt

Clue 5

“3-Patches”


Cutting:

- Color One: 3 ea. 2” X Width of Fabric Strips
 48 ea. 2” X 3 1/2”
- Background: 3 ea. 2” X Width of Fabric Strips




Assembly:

1. Stitch together a Color One WoF Strip and a Background WoF Strip. Make 3. Press to the Dark. Cut these into 2” 2-Patch units as shown (2” X 3 1/2”). Make 48 ea. 2” X 3 1/2” units.
2. Add a 2” X 3 1/2” Color One Rectangle to each Step one unit, watching orientation to match unit at right. Make 48 ea. 3-Patches.



Make 48



**Check back at www.LynBrown.com
next Tuesday August 13 for the
Sixth Clue of the
Sew Spangled Mystery.**

Like LynBrown.com On Facebook to see future free patterns.