

Sew Spangled Mystery Quilt

From LynBrown.com

Sew Spangled Mystery Quilt

Clue 1


Cutting:

Color 2: 18 ea. 1 1/2" X Width of Fabric (WoF)


Background: 9 ea. 1 1/2" X WoF

Assembly:


1. Stitch one Color 2 strip to a Background strip along long edge. Press to dark. Make 9.
2. Stitch a Color 2 strip to the remaining long edge of the Background strip of the step 1 unit. Make 9 strip sets pressing to the dark.
3. Cut 6 ea. 6 1/2" Rail Fence units from each of these strip sets. Make 52 Rail Fence blocks measuring 3 1/2" X 6 1/2".



Step 1. Make 9



Step 2. Make 9



Step 3. Cut Into 6 1/2" Rail Fence Blocks
Make 52 Rail Fence Blocks

**Check back at www.LynBrown.com
next Tuesday July 16 for the
second clue of the
Sew Spangled Mystery.**

Like Us On Facebook