



# NAUTICAL TUMBLE QUILT: BLOCK FIFTEEN

## SHIP AHOY!


You will need 7 Fabrics...

Cutting:

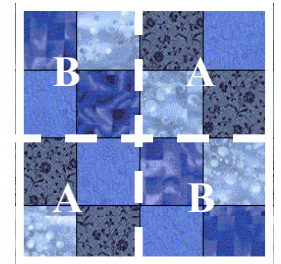
- Fabric 1(Dark): 2 ea. 1 1/2" X 25"
- Fabric 2 (Medium): 2 ea. 1 1/2" X 25"
- Fabric 3 (Medium) 2 ea. 1 1/2" X 25"
- Fabric 4 (Dark) 2 ea. 1 1/2" X 25"
- Fabric 5 (Medium-Sky) 8 ea. 1 1/2" Squares
- 1 ea. 4" Square
- Fabric 6 (Light-Sails) 1 ea. 4" Square
- Fabric 7 (Dark-Hull) 1 ea. 1 1/2" X 4 1/2"



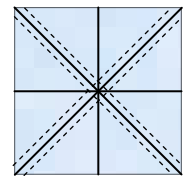
4-Patch A  
Make 16



4-Patch B  
Make 16



16-Patch Block  
Make 8



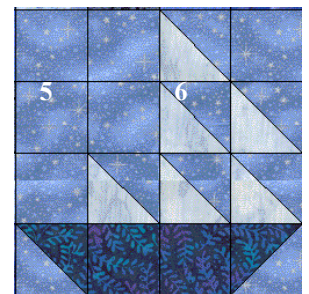
Make HSTs 8 at a time

### Make 8 ea. 16-Patch Blocks.

- Each 16-Patch has 2 ea. 4-Patch A and 2 ea. 4-Patch B. To make 4-Patch A, strip together 1 ea. Fabric 1 Strip and 1 ea. Fabric 2 strip. Cut Strip Set into 16 ea. 1 1/2" units.
- Also Strip together 1 ea. Fabric 3 strip and 1 ea. Fabric 1 strip. Cut Strip Cut into 16 ea. 1 1/2" units. Should measure 2 1/2".
- To make a 4-Patch A, stitch a Step 1 unit to a Step 2 unit, watching orientation as shown at right. Make 16 ea. 4-Patch A.
- In a similar manner, to make 4-Patch B, strip together 1 ea. Fabric 4 Strip and 1 ea. Fabric 3 strip. Cut Strip Set into 16 ea. 1 1/2" units.
- Also Strip together 1 ea. Fabric 2 strip and 1 ea. Fabric 4 strip. Cut Strip Cut into 16 ea. 1 1/2" units.
- To make a 4-Patch B, stitch a Step 4 unit to a Step 5 unit, watching orientation as shown at right. Make 16 ea. 4-Patch B. Should measure 2 1/2".
- To Make the 16-Patch Blocks, stitch together the 4-Patch A and B units follow Diagram at right. Make 8 ea. 16-Patch Blocks. Should measure 4 1/2".

### Make 1 ea. Sailboat Block:

- Snowball a Fabric 5 Square to one end of the Fabric 7 Rectangle. Repeat for other end to complete the Hull.
- Layer the 4" Squares (Fabrics 5 and 6) Right Sides Together. Mark the diagonals and center lines on the light fabric. Stitch 1/4" from diagonals. Cut on center lines and then diagonals to make 8 ea. Half Square Triangles. Discard 2. Trim 6 to 1 1/2".
- Note that the Taupe sample has a slightly different sail arrangement than the blue sample. Layout your HSTs and Fabric 5 squares above your Hull into a pleasing arrangement using the Taupe and Blue samples as a guide. Stitch together your SailBoat. Block should measure 4 1/2".



Sailboat block for center

### Complete the Pieced SailBoat Block:

- Stitch the Block together like a 9-Patch with the SailBoat in the middle. Block should measure 12 1/2".

