

Sunset And Vine Mystery Quilt

Clue Four

Cutting:




Supporting Players: (Backgrounds)

Dark: 6 ea. 3" Width of Fabric strips. Cut 72 ea. 3" squares.
Cut each square on one diagonal for 144 Half Squares.

Light: 2 ea. 3" Width of Fabric strips. Cut 24 ea. 3" squares.
Cut each square on one diagonal for 48 Half Squares.

Assembly:

1. Matching centers, stitch a Dark Half Square to the Dark End of the Clue One Rail Fence Block. Make 48.
2. Matching centers, stitch Light Half Square to the Light End of a Rail Fence. Make 48.
3. Matching centers, stitch a Dark Half Square to the remaining two sides of the Rail Fence Block to create a Square in A Square Rail Fence. Trim to 4 1/2". Make 48. Note Finished block is shown at right. Unfinished Block should have 1/4" beyond each point.



**Check back at LynBrown.Com On July 31, 2012
For Clue 5 of the Sunset and Vine Mystery!**

