

# Sunset And Vine Mystery Quilt

## Clue One

(Assumes fabric width of 42")\*




### Cutting:

The Leads: *Light, Medium and Dark*

4 ea. 1 1/2" Width of Fabric strips from each

### Assembly:

1. Stitch a Light strip to a Medium strip along the long edge. Make 4.
2. Add a Dark strip next to the Medium so your strip set is Light-Medium-Dark. Strip set should measure 3 1/2" wide by Width of Fabric. Make 4 strip sets all the same.
3. Cut each strip set into 3 3/8" units as shown at right. Cut 48 units to be 3 3/8" X 3 1/2".



\* If using narrower fabric cut and extra strip of each and make a fifth Strip Set

**Check back at LynBrown.Com On July 10, 2012  
For Clue 2 of the Sunset and Vine Mystery!**

