




I'm Quackers for Quilts!
Puddle Jumping Mystery 2010

Clue Two
The 9-Patch



Instructions for Large Quilt are in ().


Cutting:

Light: 8(12) ea. 1 1/2" Width of Fabric Strips


Dark 1: 10(15) ea. 1 1/2" Width of Fabric Strips

Assembly:


1. Stitch one Light Strip to a Dark 1 Strip along long edge. Make 6 (9).
2. Add another Light Strip next to Dark 1 on 2 (3) of the Step 1 Strip Sets as shown. Make only 2 (3) mostly Light Strip Sets.
3. Cut each mostly Light Strip Set into 28 ea. 1 1/2" units to total 48(80).





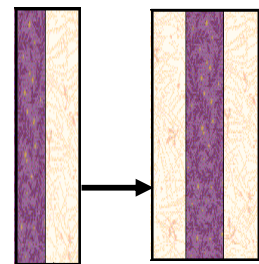
4. Add another Dark Strip next to the Light on remaining 4 (6) Step 1 Strip Sets.
5. Cut each mostly Dark Strip Set into 28 ea. 1 1/2" units to total 96 (160).



6. Assemble one of the Step 3 and two of the Step 5 units into mostly dark 9-Patches. Make 48 (80).



Make 48 (80)



Next Clue Will Be Published On August 3, 2010 at
www.LynBrown.Com

Check Out All Our Wonderful FREE Patterns

And go to www.LynBrownDotCom.Etsy.Com For Our Patterns for Sale.

Go Quackers for Quilts!

