




*I'm Quackers for Quilts!*  
*Puddle Jumping Mystery 2010*  
**Clue One**  
*The Rail Fence*



*Instructions for Large Quilt are in ( ).*

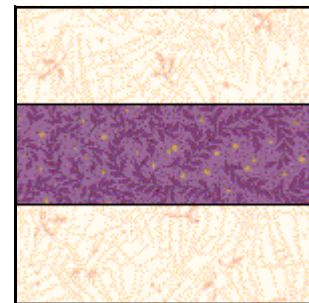


**Cutting:**

Light: 10 (16) ea. 1 1/2" Width of Fabric Strips


Dark 1: 5 (8) ea. 1 1/2" Width of Fabric Strips

**Assembly:**

1. Stitch one Light Strip to a Dark 1 Strip along long edge. Make 5 (8).
2. Add another Light Strip next to Dark 1 from Step 1 as shown. Make 5 (8) Strip Sets.
3. Cut each Strip Set into 11 ea. 3 1/2" "Rail Fence" blocks to total 48 (80).



Make 48 (80)



*Next Clue Will Be Published*  
*On July 20, 2010 at*  
*[www.LynBrown.Com](http://www.LynBrown.Com)*

*Check Out All Our Wonderful FREE Patterns*  
*And go to [www.LynBrownDotCom.Etsy.Com](http://www.LynBrownDotCom.Etsy.Com)*  
*To See Our Patterns for Sale.*

*Go Quackers for Quilts!*

